

I-PRO 3 BOWLS, WITH MECHANICAL CONTROL AND LIGHTED PANEL



I-PRO 3 BOWLS, WITH MECHANICAL CONTROL AND LIGHTED PANEL

**Ref: 561721
(IPRO3ML)**

SLUSH MACHINE I-PRO 3 M STD 230/50 WHITE WITH LIGHTED PANEL - GAS R452A

General Features

I-PRO 3 MECHANICAL LUCE is a professional slush machine with n. 3 I-Tank insulated bowls, 11 litres each, mechanical control and LED-lighted frontal panel.

Every detail has been studied to create a unique equipment thanks to the numerous patents and innovations available for this model.

This equipment has the I-Tank insulated tank as standard. The shape of the tanks, which work independently, guarantees a natural mixing effect, for an optimal consistency of the product.

The look of this equipment is modern and eye-catching, thanks to the LED-light system that illuminates the product inside the tank and thanks to the LED-lighted frontal panel.

The bowls work independently, and thanks to this is it possible to dispense different product with the one equipment at the same time, like: slushies, milkshakes, cold drinks and/or frozen cocktails.

I-PRO is an ideal slush machine for bars, amusement parks, fast food chains, kiosks, restaurants, water parks and much more.

SPM

I-PRO 3 BOWLS, WITH MECHANICAL CONTROL AND LIGHTED PANEL

Specifications

- I-PRO is an ideal slush machine for bars, amusement parks, motorway restaurants, fast food chains, kiosks, restaurants, water parks and much more.
- It is possible to customize the graphics on the front, on the lid and on the back (subject to negotiation).
- Optionals available: autofill lid (pre-mix or post-mix) for the automatic filling of the tanks.
- The special shape of the I-PRO tanks, 11 litres of finished product each and LED-lighted, allows for a natural mixing effect which guarantees perfect consistency of the product.
- Tanks work independently, this allows you to produce with a single equipment: slushies, milkshakes, frozen drinks and cold drinks.

Construction

- The patented I-Tank insulated bowl reduces the impact of ambient temperature on the product, improving its cooling efficiency and guaranteeing energy and cost savings.
- The mechanical control allows you to manually set the “production mode” and the “night mode”.
- The LED backlit frontal panel gives maximum visibility to the equipment.
- Slushie machine equipped with 3x11-litres insulated tanks

I-PRO 3 BOWLS, WITH MECHANICAL CONTROL AND LIGHTED PANEL

Electric

Supply voltage:	220-240 V / 1 ph / 50 Hz
Electrical power max.:	1.42 kW
Current consumption:	8.1 Amps
Plug type:	CE-SCHUKO

Key Information:

Number of bowls:	3
Bowl's capacity:	ISO 9001; ISO 14001 lt
Control board:	
Dimensions, Width:	600 mm
Dimensions, Depth:	580 mm
Dimensions, Height:	870 mm
Net weight:	81 kg
Cooling system:	AIR

Refrigeration Data

Refrigerant gas:	R452A
Sustainability	
Current consumption:	8.1 Amps
Refrigerant type:	R452A

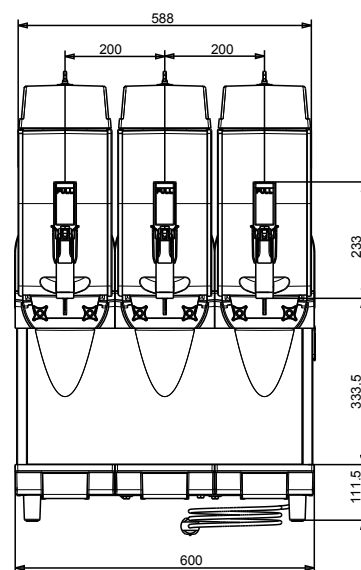
Certifications



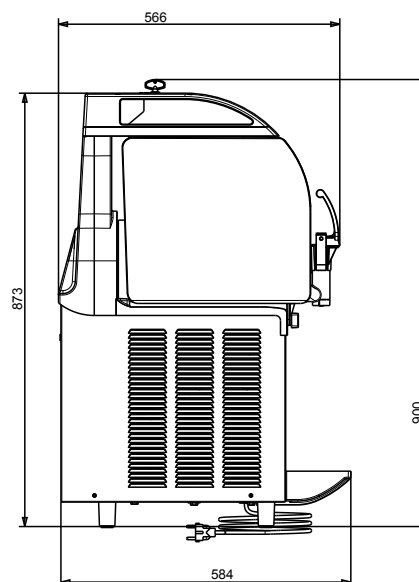
The company reserves the right to make modifications to the products without prior notice. All information correct at time of printing.

2026.02.10

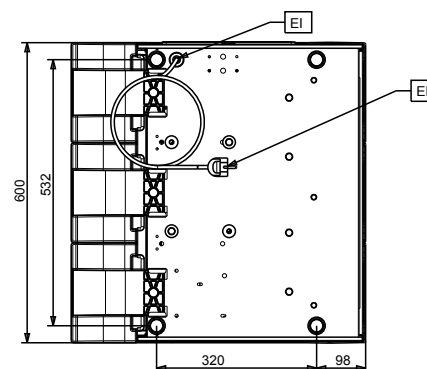
Front



Side



Top



SPM

www.spm.drink-systems.com
infospm@electroluxprofessional.com